

LIQUIDITY PLUS GBP PORTFOLIO



31 DECEMBER 2020

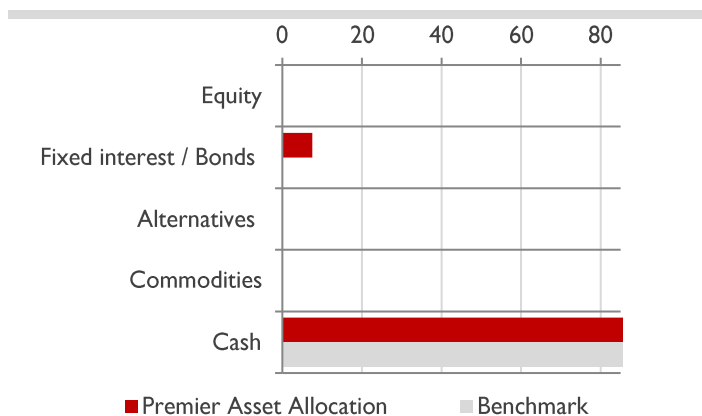
OBJECTIVE

Premier Liquidity Plus is the lowest risk offering TAM provides, aiming to generate a return slightly above cash while maintaining low volatility and high level of liquidity. The managers will invest solely in non-equity investments including money market funds, which are comprised of cash equivalents, though will also allocate to a lesser extent to high quality short duration fixed interest and alternatives, including absolute return funds. The portfolio is ideal for those wanting to access their money at shorter notice, but who also want to maintain a defensive structure to their investments to help ensure volatility is minimised.

TAM RISK RATING: (VERY LOW)

2

CURRENT ASSET ALLOCATION



*Absolute return, multi-asset and property may all feature within the alternatives classification.

GEOGRAPHICAL EXPOSURE



■ UK ■ Global ■ US ■ Europe

PORTFOLIO INFORMATION

Portfolio Benchmark	100% Cash (1 Month Libor)
Inception Date	01 January 2011
Minimum Investment	Any size
Defaqto Risk Rating	2
Defaqto Star Rating	5
Direct AMC (Applicable to new business from 1/1/21)	0.30%
Direct OCF	0.18%

VAT will be added where applicable



PERFORMANCE SUMMARY

Cumulative Return %				
1 Year	3 Year	5 Year	10 Year	Inception
0.89	-0.32	-0.45	N/A	1.48
Calendar Year Returns %			Annualised %	
2018	2019	2020	Return	Volatility
-1.07	-0.14	0.89	0.15	0.84

All performance figures are net of TAM's investment management fee.

CURRENT TOP 4 HOLDINGS

Aberdeen Standard Liquidity (Lux) - Sterling L-3 Inc	25.0%
Royal London Cash Plus M Inc	25.0%
BlackRock Cash D Acc	20.0%
Royal London Short Duration Credit M Acc	7.5%
Top 5 holdings as % of whole portfolio	77.5%
Total number of holdings	4

TAM Asset Management Ltd | www.tamassetmanagement.com | +44(0)207 549 7650 | info@tamassetmanagement.com

Copyright © 2020 TAM Asset Management. All Rights Reserved. This document is intended for investment professionals only. It must not be distributed to, or relied upon by, private investors. Past performance is not necessarily a guide to future returns. The value of investments, and the income from it, may go down as well as up and may fall below the amount initially invested. The value of investments denominated in foreign currency may fall as a result of exchange rate movements. The investments and services referred to in this document will not be suitable for all investors. Any opinions, expectations and projections within this note are those of TAM Asset Management Ltd, represent only one possible outcome and do not constitute investment advice. Specific data quoted is representative of the portfolio on the date of factsheet publication. TAM Asset Management Ltd is authorised and regulated by the Financial Conduct Authority. No. 208243.

DEFENSIVE GBP PORTFOLIO

tampremier

31 DECEMBER 2020

OBJECTIVE

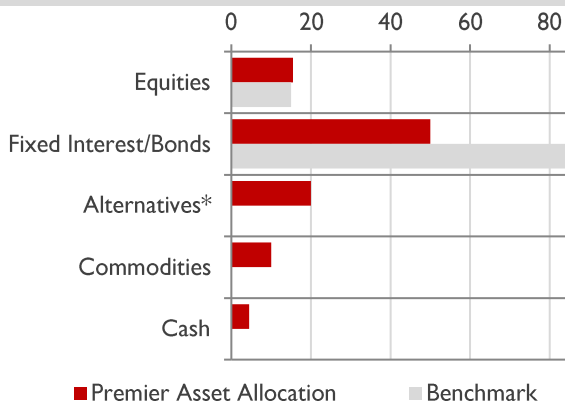
This active Premier portfolio comprises of a wide range of diversified investment vehicles including unit trusts, mutual funds and exchange traded funds (ETFs), whose managers aim to outperform their respective markets. Asset classes you could find in this portfolio are equities, government bonds, corporate bonds, alternatives, commodities and cash. Absolute return, multi-asset and property may all feature within the alternatives classification.

Premier Defensive seeks to generate modest returns higher than cash in the bank over the medium term with potential for consistent though constrained capital growth. The portfolio has a more defensive approach to equity exposure compared to Premier Cautious - typically comprising of 15% equity and 85% non-equity - though weightings may deviate within set parameters, allowing our managers to react to market conditions.

TAM RISK RATING: (LOW)



CURRENT ASSET ALLOCATION



*Absolute return, multi-asset and property may all feature within the alternatives classification.

GEOGRAPHICAL EXPOSURE



PORTFOLIO INFORMATION

Portfolio Benchmark	15% FTSE All-Share Index 85% FTSE UK Gilts All Stocks Index
Inception Date	01 January 2012
Minimum Investment	Any size
Defaqto Risk Rating	2
Defaqto Star Rating	5
Direct AMC (Applicable to new business from 1/1/21)	0.30%
Direct OCF	0.35%
Platform AMC	0.30%
Platform OCF	0.50%

VAT will be added where applicable



PERFORMANCE SUMMARY

Cumulative Return %				
1 Year	3 Year	5 Year	10 Year	Inception
4.11	11.19	18.78	N/A	51.13
Calendar Year Returns %			Annualised %	
2018	2019	2020	Return	Volatility
-1.64	8.58	4.11	4.52	3.70

All performance figures are net of TAM's investment management fee/

CURRENT TOP 5 HOLDINGS

Invesco UK Gilts UCITS ETF Acc GBP	15.0%
iShares Idx-Linkd Gilts UCITS ETF GBP	15.0%
JP Morgan Global Bond Opps X Acc	10.0%
TwentyFour Dynamic Bond Acc	10.0%
iShares Physical Gold ETC GBP	10.0%
Top 5 holdings as % of whole portfolio	60.0%
Total number of holdings	12

TAM Asset Management Ltd | www.tamassetmanagement.com | +44(0)207 549 7650 | info@tamassetmanagement.com

Copyright © 2020 TAM Asset Management. All Rights Reserved. This document is intended for investment professionals only. It must not be distributed to, or relied upon by, private investors. Past performance is not necessarily a guide to future returns. The value of investments, and the income from it, may go down as well as up and may fall below the amount initially invested. The value of investments denominated in foreign currency may fall as a result of exchange rate movements. The investments and services referred to in this document will not be suitable for all investors. Any opinions, expectations and projections within this note are those of TAM Asset Management Ltd, represent only one possible outcome and do not constitute investment advice. Specific data quoted is representative of the portfolio on the date of factsheet publication. TAM Asset Management Ltd is authorised and regulated by the Financial Conduct Authority. No. 208243.

CAUTIOUS GBP PORTFOLIO



31 DECEMBER 2020

OBJECTIVE

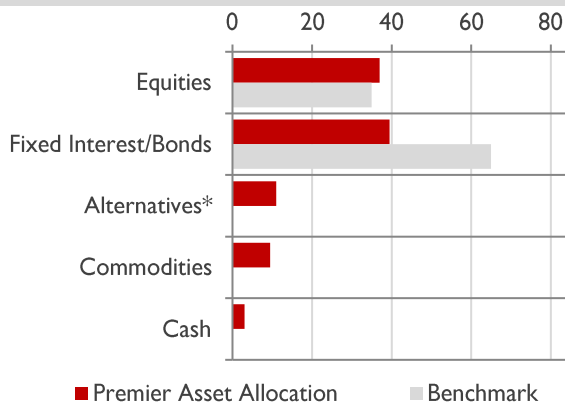
This active Premier portfolio comprises of a wide range of diversified investment vehicles including unit trusts, mutual funds and exchange traded funds (ETFs), whose managers aim to outperform their respective markets. Asset classes you could find in this portfolio are equities, government bonds, corporate bonds, alternatives, commodities and cash. Absolute return, multi-asset and property may all feature within the alternatives classification.

Premier Cautious seeks to generate modest capital growth higher than bond based returns over the short to medium term by employing a more cautious investment strategy than Premier Balanced. The portfolio will have a modest approach to equity exposure - typically comprising of 35% equity and 65% non-equity - though weightings may deviate within set parameters, allowing our managers to react to market conditions.

TAM RISK RATING: (LOW TO MEDIUM)

4

CURRENT ASSET ALLOCATION



*Absolute return, multi-asset and property may all feature within the alternatives classification.

GEOGRAPHICAL EXPOSURE



PORTFOLIO INFORMATION

Portfolio Benchmark	35% FTSE All-Share Index 65% FTSE UK Gilts All Stocks Index
Inception Date	01 January 2008
Minimum Investment	Any size
Defaqto Risk Rating	3
Defaqto Star Rating	5
Direct AMC (Applicable to new business from 1/1/21)	0.30%
Direct OCF	0.31%
Platform AMC	0.30%
Platform OCF	0.58%

VAT will be added where applicable



PERFORMANCE SUMMARY

Cumulative Return %				
1 Year	3 Year	5 Year	10 Year	Inception
4.77	15.14	27.45	62.96	75.94

Calendar Year Returns %			Annualised %	
2018	2019	2020	Return	Volatility
-2.78	13.03	4.77	5.26	5.17

All performance figures are net of TAM's investment management fee.

CURRENT TOP 5 HOLDINGS

JP Morgan Global Bond Opps X Acc	15.0%
iShares Idx-Linkd Gilts UCITS ETF GBP	12.5%
Invesco UK Gilts UCITS ETF Acc GBP	12.0%
Ninety One Diversified Income J Acc	11.0%
iShares Physical Gold ETC GBP	7.0%
Top 5 holdings as % of whole portfolio	57.5%
Total number of holdings	15

TAM Asset Management Ltd | www.tamassetmanagement.com | +44(0)207 549 7650 | info@tamassetmanagement.com

Copyright © 2020 TAM Asset Management. All Rights Reserved. This document is intended for investment professionals only. It must not be distributed to, or relied upon by, private investors. Past performance is not necessarily a guide to future returns. The value of investments, and the income from it, may go down as well as up and may fall below the amount initially invested. The value of investments denominated in foreign currency may fall as a result of exchange rate movements. The investments and services referred to in this document will not be suitable for all investors. Any opinions, expectations and projections within this note are those of TAM Asset Management Ltd, represent only one possible outcome and do not constitute investment advice. Specific data quoted is representative of the portfolio on the date of factsheet publication. TAM Asset Management Ltd is authorised and regulated by the Financial Conduct Authority. No. 208243.

BALANCED GBP PORTFOLIO

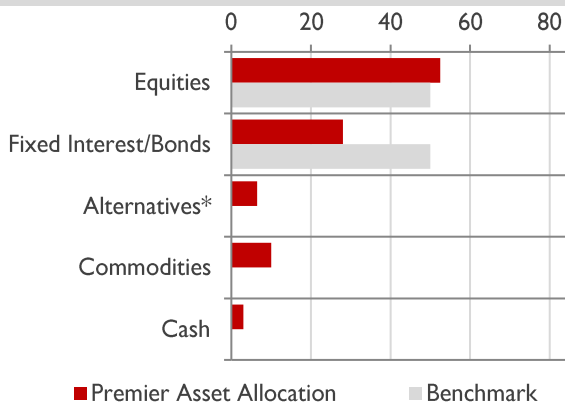
tampremier

31 DECEMBER 2020

OBJECTIVE

This active Premier portfolio comprises of a wide range of diversified investment vehicles including unit trusts, mutual funds and exchange traded funds (ETFs), whose managers aim to outperform their respective markets. Asset classes you could find in this portfolio are equities, government bonds, corporate bonds, alternatives, commodities and cash. Absolute return, multi-asset and property may all feature within the alternatives classification.

Premier Balanced seeks to generate capital growth over the medium to longer term, with the aim of riding out short-term fluctuations in value. The portfolio will have a more balanced approach to equity exposure compared to Premier Growth - typically comprising of 50% equity and 50% non-equity - though weightings may deviate within set parameters, allowing managers to react to market conditions.

TAM RISK RATING: (MEDIUM)**CURRENT ASSET ALLOCATION**

*Absolute return, multi-asset and property may all feature within the alternatives classification.

GEOGRAPHICAL EXPOSURE**PORTFOLIO INFORMATION**

Portfolio Benchmark	50% FTSE All-Share Index 50% FTSE UK Gilts All Stocks Index
Inception Date	01 July 2008
Minimum Investment	Any size
Defaqto Risk Rating	4
Defaqto Star Rating	5
Direct AMC (Applicable to new business from 1/1/21)	0.30%
Direct OCF	0.39%
Platform AMC	0.30%
Platform OCF	0.65%

VAT will be added where applicable

**PERFORMANCE SUMMARY**

Cumulative Return %				
1 Year	3 Year	5 Year	10 Year	Inception
5.60	15.08	26.99	67.64	87.11
Calendar Year Returns %			Annualised %	
2018	2019	2020	Return	Volatility
-4.97	14.66	5.60	5.85	6.88

All performance figures are net of TAM's investment management fee.

CURRENT TOP 5 HOLDINGS

JP Morgan UK Equity Plus S Net Acc	10.0%
JP Morgan Global Bond Opps X Acc	10.0%
Invesco UK Gilts UCITS ETF Acc GBP	9.0%
iShares Idx-Linkd Gilts UCITS ETF GBP	9.0%
Lindsell Train UK Equity Acc	8.5%
Top 5 holdings as % of whole portfolio	46.5%
Total number of holdings	16

TAM Asset Management Ltd | www.tamassetmanagement.com | +44(0)207 549 7650 | info@tamassetmanagement.com

Copyright © 2020 TAM Asset Management. All Rights Reserved. This document is intended for investment professionals only. It must not be distributed to, or relied upon by, private investors. Past performance is not necessarily a guide to future returns. The value of investments, and the income from it, may go down as well as up and may fall below the amount initially invested. The value of investments denominated in foreign currency may fall as a result of exchange rate movements. The investments and services referred to in this document will not be suitable for all investors. Any opinions, expectations and projections within this note are those of TAM Asset Management Ltd, represent only one possible outcome and do not constitute investment advice. Specific data quoted is representative of the portfolio on the date of factsheet publication. TAM Asset Management Ltd is authorised and regulated by the Financial Conduct Authority. No. 208243.

GROWTH GBP PORTFOLIO

tam premier

31 DECEMBER 2020

OBJECTIVE

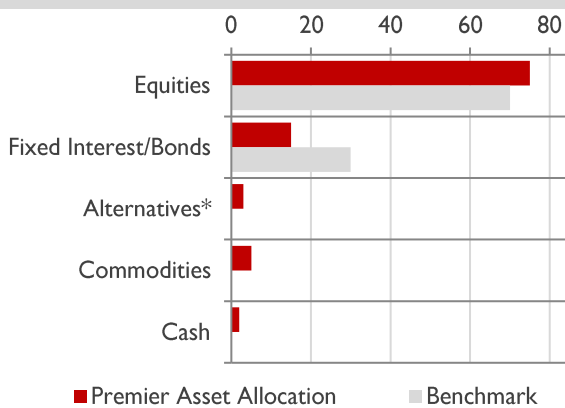
This active Premier portfolio comprises of a wide range of diversified investment vehicles including unit trusts, mutual funds and exchange traded funds (ETFs), whose managers aim to outperform their respective markets. Asset classes you could find in this portfolio are equities, government bonds, corporate bonds, alternatives, commodities and cash. Absolute return, multi-asset and property may all feature within the alternatives classification.

Premier Growth seeks to generate higher capital growth over the medium to long-term by employing a more dynamic investment strategy. The portfolio will have a higher exposure to equities compared to Premier Balanced - typically comprising of 70% equity and 30% non-equity - though weightings may deviate within set parameters, allowing managers to react to market conditions.

TAM RISK RATING: (MEDIUM TO HIGH)



CURRENT ASSET ALLOCATION



*Absolute return, multi-asset and property may all feature within the alternatives classification.

GEOGRAPHICAL EXPOSURE



PORTFOLIO INFORMATION

Portfolio Benchmark	70% FTSE All-Share Index 30% FTSE UK Gilts All Stocks Index
Inception Date	01 January 2011
Minimum Investment	Any size
Defaqto Risk Rating	5
Defaqto Star Rating	5
Direct AMC (Applicable to new business from 1/1/21)	0.30%
Direct OCF	0.50%
Platform AMC	0.30%
Platform OCF	0.70%

VAT will be added where applicable



PERFORMANCE SUMMARY

Cumulative Return %				
1 Year	3 Year	5 Year	10 Year	Inception
5.02	15.20	31.18	N/A	108.77
Calendar Year Returns %			Annualised %	
2018	2019	2020	Return	Volatility
-6.42	17.22	5.02	8.27	8.40

All performance figures are net of TAM's investment management fee.

CURRENT TOP 5 HOLDINGS

JP Morgan UK Equity Plus S Net Acc	12.5%
Lindsell Train UK Equity Acc	12.5%
Chelverton UK Equity Growth B Acc	7.5%
Baillie Gifford Positive Change B Acc	7.0%
BlackRock European Dynamic FD Acc	6.0%
Top 5 holdings as % of whole portfolio	45.5%
Total number of holdings	16

TAM Asset Management Ltd | www.tamassetmanagement.com | +44(0)207 549 7650 | info@tamassetmanagement.com

Copyright © 2020 TAM Asset Management. All Rights Reserved. This document is intended for investment professionals only. It must not be distributed to, or relied upon by, private investors. Past performance is not necessarily a guide to future returns. The value of investments, and the income from it, may go down as well as up and may fall below the amount initially invested. The value of investments denominated in foreign currency may fall as a result of exchange rate movements. The investments and services referred to in this document will not be suitable for all investors. Any opinions, expectations and projections within this note are those of TAM Asset Management Ltd, represent only one possible outcome and do not constitute investment advice. Specific data quoted is representative of the portfolio on the date of factsheet publication. TAM Asset Management Ltd is authorised and regulated by the Financial Conduct Authority. No. 208243.

ADVENTUROUS GBP PORTFOLIO

tampremier

31 DECEMBER 2020

OBJECTIVE

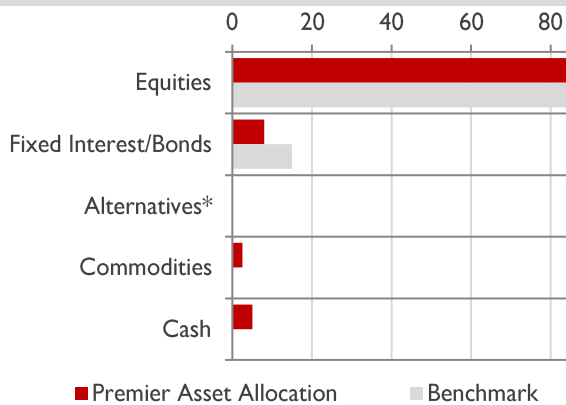
This active Premier portfolio comprises of a wide range of diversified investment vehicles including unit trusts, mutual funds and exchange traded funds (ETFs), whose managers aim to outperform their respective markets. Asset classes you could find in this portfolio are equities, government bonds, corporate bonds, alternatives, commodities and cash. Absolute return, multi-asset and property may all feature within the alternatives classification.

Premier Adventurous seeks to generate strong capital growth over the longer term and can experience potentially frequent and higher levels of volatility than Premier Growth. The portfolio will have a large exposure to equities - typically comprising of 85% equity and 15% non-equity - though weightings may deviate within set parameters, allowing managers to react to market conditions.

TAM RISK RATING: (HIGH)



CURRENT ASSET ALLOCATION



*Absolute return, multi-asset and property may all feature within the alternatives classification.

GEOGRAPHICAL EXPOSURE



PORTFOLIO INFORMATION

Portfolio Benchmark	85% FTSE All-Share Index 15% FTSE UK Gilts All Stocks Index
Inception Date	01 January 2008
Minimum Investment	Any size
Defaqto Risk Rating	6
Defaqto Star Rating	5
Direct AMC (Applicable to new business from 1/1/21)	0.30%
Direct OCF	0.61%
Platform AMC	0.30%
Platform OCF	0.77%

VAT will be added where applicable



PERFORMANCE SUMMARY

Cumulative Return %				
1 Year	3 Year	5 Year	10 Year	Inception
4.88	15.21	30.87	87.63	112.39
Calendar Year Returns %			Annualised %	
2018	2019	2020	Return	Volatility
-8.39	19.91	4.88	7.14	9.98

All performance figures are net of TAM's investment management fee.

CURRENT TOP 5 HOLDINGS

JP Morgan UK Equity Plus S Net Acc	14.5%
Lindsell Train UK Equity Acc	13.0%
Chelverton UK Equity Growth B Acc	10.0%
BlackRock European Dynamic FD Acc	8.0%
Mirae Asset Asia Great Consumer Equity R GBP	8.0%
Top 5 holdings as % of whole portfolio	53.5%
Total number of holdings	13

TAM Asset Management Ltd | www.tamassetmanagement.com | +44(0)207 549 7650 | info@tamassetmanagement.com

Copyright © 2020 TAM Asset Management. All Rights Reserved. This document is intended for investment professionals only. It must not be distributed to, or relied upon by, private investors. Past performance is not necessarily a guide to future returns. The value of investments, and the income from it, may go down as well as up and may fall below the amount initially invested. The value of investments denominated in foreign currency may fall as a result of exchange rate movements. The investments and services referred to in this document will not be suitable for all investors. Any opinions, expectations and projections within this note are those of TAM Asset Management Ltd, represent only one possible outcome and do not constitute investment advice. Specific data quoted is representative of the portfolio on the date of factsheet publication. TAM Asset Management Ltd is authorised and regulated by the Financial Conduct Authority. No. 208243.

SPECULATIVE GBP PORTFOLIO



31 DECEMBER 2020

OBJECTIVE

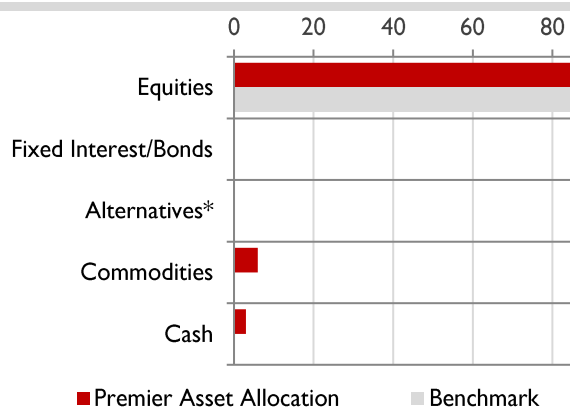
Exclusively available to our Premier clients, this Speculative portfolio comprises of a wide range of diversified investment vehicles including unit trusts, mutual funds and exchange traded funds (ETFs), whose managers aim to outperform their respective markets. Asset classes you could find in this portfolio are equities, government bonds, corporate bonds, alternatives, commodities and cash. Absolute return, multi-asset and property may all feature within the alternatives classification.

Premier Speculative seeks to generate aggressive capital growth over the longer term and can experience very high levels of volatility in both the short and longer term. The portfolio will have a much higher exposure to equities compared to Premier Adventurous - potentially comprising of 100% equity - though weightings may deviate within set parameters, allowing managers to react to market conditions.

TAM RISK RATING: (VERY HIGH)



CURRENT ASSET ALLOCATION



*Absolute return, multi-asset and property may all feature within the alternatives classification.

GEOGRAPHICAL EXPOSURE



PORTFOLIO INFORMATION

Portfolio Benchmark	100% FTSE All-Share Index
Inception Date	01 January 2010
Minimum Investment	Any size
Defaqto Risk Rating	7
Defaqto Star Rating	5
Direct AMC (Applicable to new business from 1/1/21)	0.30%
Direct OCF	0.68%

VAT will be added where applicable



PERFORMANCE SUMMARY

Cumulative Return %				
1 Year	3 Year	5 Year	10 Year	Inception
0.56	7.43	22.54	54.12	76.59
Calendar Year Returns %			Annualised %	
2018	2019	2020	Return	Volatility
-10.85	19.83	0.56	5.31	11.61

All performance figures are net of TAM's investment management fee.

CURRENT TOP 5 HOLDINGS

JP Morgan UK Equity Plus S Net Acc	12.5%
Liontrust Special Situations GBP I Acc	12.5%
Chelverton UK Equity Growth B Acc	10.0%
BlackRock European Dynamic FD Acc	10.0%
Lindsell Train UK Equity Acc	10.0%
Top 5 holdings as % of whole portfolio	55.0%
Total number of holdings	13

TAM Asset Management Ltd | www.tamassetmanagement.com | +44(0)207 549 7650 | info@tamassetmanagement.com

Copyright © 2020 TAM Asset Management. All Rights Reserved. This document is intended for investment professionals only. It must not be distributed to, or relied upon by, private investors. Past performance is not necessarily a guide to future returns. The value of investments, and the income from it, may go down as well as up and may fall below the amount initially invested. The value of investments denominated in foreign currency may fall as a result of exchange rate movements. The investments and services referred to in this document will not be suitable for all investors. Any opinions, expectations and projections within this note are those of TAM Asset Management Ltd, represent only one possible outcome and do not constitute investment advice. Specific data quoted is representative of the portfolio on the date of factsheet publication. TAM Asset Management Ltd is authorised and regulated by the Financial Conduct Authority. No. 208243.