

INTERACTIVE BROKERS GROUP
ONE PICKWICK PLAZA
GREENWICH, CONNECTICUT 06830
TEL: (203) 618-5800 • FAX: (203) 618-7731

Thomas Peterffy
Chairman

Dear IBKR shareholder:

I am the CEO and founder of Interactive Brokers and I would like to request your input about our company. If you can help me understand how you think about the company, I might be able to help you increase your profit on your IBKR investment.

For some time now I have been tracking the number of IB brokerage clients who also own shares of the company. I have watched with growing satisfaction as the number of IB clients that are also IBKR shareholders has risen, almost daily, to over 2,200 at last count.

It makes a great deal of sense that IB's brokerage clients would decide to invest in IBKR shares. People hear that we are the fastest growing broker -- with excellent technology, first rate executions, extremely low commissions and margin financing rates at around 1% - and they open an IB account. After using our platform and seeing all the things they can do on it, they fall in love. They think the IB brokerage platform is the greatest thing ever and they conclude that everybody sooner or later will be using it, and so they buy the stock. I have heard this story countless times.

But recently I found out that my understanding of our shareholder base is only a small part of the picture. I was stunned when I found out that IBKR has over 25,000 shareholders. But since only about 2,200 of them have IB accounts, this means there are as many as 23,000 IBKR shareholders that don't use IB as their broker.

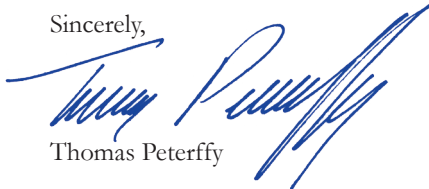
This would be as if 90% of SBUX shareholders had never visited a Starbucks to try the coffee. It is very surprising to me.

If you are an IBKR shareholder that does not have an IB brokerage account, I would like to provide you with some information and then ask for your feedback.

I would like to ask you to go to ibkr.com/shr. See on one page why we believe that we are better than any other broker. Please complete the short survey. I am hoping that with your advice and information we can improve our company and increase the value of your shares.

Thank you very much for your time.

Sincerely,



Thomas Peterffy

AMERICAS
GREENWICH
CHICAGO
MONTREAL

EUROPE
ZUG
LONDON
BUDAPEST
ST. PETERSBURG
TALLINN

**ASIA
PACIFIC**
HONG KONG
MUMBAI
SHANGHAI
SYDNEY
TOKYO



Our financial statements can be found at ibkr.com/ir



Our experience and
our technology place
us in a powerful
competitive position

Interactive Brokers

is the largest electronic brokerage firm
in the world with 632,000 daily average
revenue trades in the first half of 2015.

Our proprietary, scalable, cost-efficient
platform allows us to service an ever-
growing number of clients while remaining
the lowest cost broker worldwide.

310,000
clients in
190+ countries¹

\$66.0B
client equity

access to
100+
markets in 24
countries

\$5.2B
equity capital²

20
trading
currencies

632,000
daily average
revenue trades¹

1,000,000+
trades per day³

Our business strategy is simple:

Build a trading platform so compelling that clients can't help but move their account to us. It's working.

We invite you to
learn more...

[1] Client accounts as of June 30, 2015 - [2] Includes Interactive Brokers Group and its affiliates. - [3] Interactive Brokers Group and its affiliates as of second quarter 2015.

Our Clients

We serve a broad array of institutional and individual clients, but they all share one thing in common: They value our superior trading technology, broad global access and cost effective platform.

Hedge and mutual funds

We have 1,500 fund clients ranging from startup managers to multibillion-dollar funds.

Our prime brokerage offering includes:

- Competitive commissions and financing rates
- Industry-leading execution quality
- Securities lending services with transparent tools for monitoring short security availability and borrow rates
- Real-time risk management tools
- Capital introduction
- Comprehensive reporting
- Multi-broker platform
- Institutional client service teams

Financial advisors

Our advisors manage \$15B+ in client equity.

Advisors and their clients benefit from:

- Our cost-efficient platform
 - » No custody fees
 - » No ticket charges
 - » No platform fees
- Automated pre-trade allocation technology
- Performance reporting
- Model portfolio technology
- White branding
- Advisor-focused service and support

Brokers

We give regulated brokerage companies the means to reduce their technology, brokerage, clearing and back office costs while providing electronic market access worldwide with our professional white branded trading technology.

We give compliance managers the tools to meet their regulatory requirements over employee trading.

2015 Awards:

CTA *Intelligence*
US CTA SERVICES
AWARDS 2015
W I N N E R

BARRON'S

Rated Best Online Broker
for fourth consecutive year



Proprietary trading groups

Corporations and trading organizations can authorize multiple traders to enter orders in a single account, while their positions, margin requirements, and profits are tracked individually.

Active individual traders and investors

Individuals enjoy the same institutional caliber trading technology, commissions and financing rates.



Winner
FX • Week
e-FX
Awards
2015

 **Best retail FX platform**

Our Cost Advantages

Professional traders and investors understand the importance of minimizing trading costs to optimize their results.

US Margin Loan Rates ¹				US Commission Rates ²		
\$25K	\$200K	\$1.5M	\$3.5M	Stocks & ETFs	Options	Futures
1.63%	1.38%	1.00%	0.77%	\$0.0005 - \$0.0035 per share	\$0.15 - \$0.70 per contract	\$0.25 - \$0.85 per contract

Best Execution

When it comes to order routing, we put our clients' interests first. Many brokers trade against their client orders or sell them to other firms who trade against them. The resulting executions may cost you more than the commissions you pay. IB SmartRoutingSM continuously searches for and routes to the venue with the best available price for stocks, options and combinations.

IB Price Advantage ³ , better than the Industry by:	
US Stocks (per 100 shares)	\$0.08
US Options (per contract)	\$0.50
European Stocks (per 100 shares)	€0.45

Net Dollar Price Improvement vs. National Best Bid/Offer

IB SmartRoutingSM searches for the probabilistically best firm stock, option, and combination prices available at the time of your order.

Over the past twelve months, on average **our clients paid 1 basis point in total trading costs** on over \$1 trillion of value traded.⁴

Rates were obtained on June 29, 2015.

1. For additional information regarding commissions and margin loan rates, see www.interactivebrokers.com/compare. IB calculates the interest charged on margin loans using the applicable rates for each interest rate tier and currency listed on its website. For additional information on margin loan rates, see www.interactivebrokers.com/interest

2. Our transparent tiered commission is subject to USD 0.35 minimum per order on equities for monthly volume exceeding 100,000,000 shares and USD 0.70 minimum per order for monthly volume up to 100,000,000 shares. USD 1.00 minimum on stocks and options. No extra ticket charges. No technology surcharges. Subject to exchange, regulatory, transaction, clearing and carrying fees where applicable. Commissions above are for U.S. products; international products are available at comparable rates. For complete details, see www.interactivebrokers.com/commissions

3. Based on independent measurements during the second half of 2014 by the Transaction Auditing Group, Inc., (TAG), a third-party provider of transaction analysis.

4. As of June 30, 2015. Trading costs include a) IB's low commissions plus exchange, regulatory and clearing fees and b) execution cost for Reg.-NMS stocks. For additional information on best price execution, see www.interactivebrokers.com/bestexecution

"We believe that the better the prices we get for our clients, the better their performance will be and the more business they will bring to us.

On the other hand, our competitors believe that most clients can't tell the difference between good and bad executions. I think we both could be right.

As a result, they end up with the clients who can't tell the difference and we end up with those who can."

Thomas Peterffy, CEO

Our Trading Platform

Desktop trading interfaces

- Mosaic provides out-of-the-box usability in a single, comprehensive and intuitive workspace with quick and easy access to trading, order management and portfolio tools from a single screen.
- Classic TWS gives you single-click trading in a spreadsheet-like interface, with access to our advanced trading tools in multiple windows.



Over 60 order types and algorithms help our clients:

- Accumulate and distribute large positions with minimal market impact
- Limit risk
- Speed execution
- Provide price improvement
- Allow privacy
- Time the market

Research

Premium Newswires: Real-time tradable headlines from Dow Jones, Reuters, theflyonthewall.com, Briefing.com and US press releases.

Fundamentals: Comprehensive financials, estimates and sell-side analyst stats.

Calendars: Earnings and economic indicator schedules with real-time updating actuals.

Analyst Research: Morningstar, Zacks Research, ValuEngine, TheStreet Ratings, Sadif, Validea, ETF Guide, MarketEdge, Rareview Macro, Argus, Ford Equity Research, Hammerstone Markets, McAlinden, Waverly Advisors and Simpler Options.

Free Newswire¹: Reuters Global real-time tradable news.

1. Free for active accounts. A monthly USD 7.00 fee will be waived whenever the monthly commissions generated in the account reach USD 30.00.



Our Financial Strength

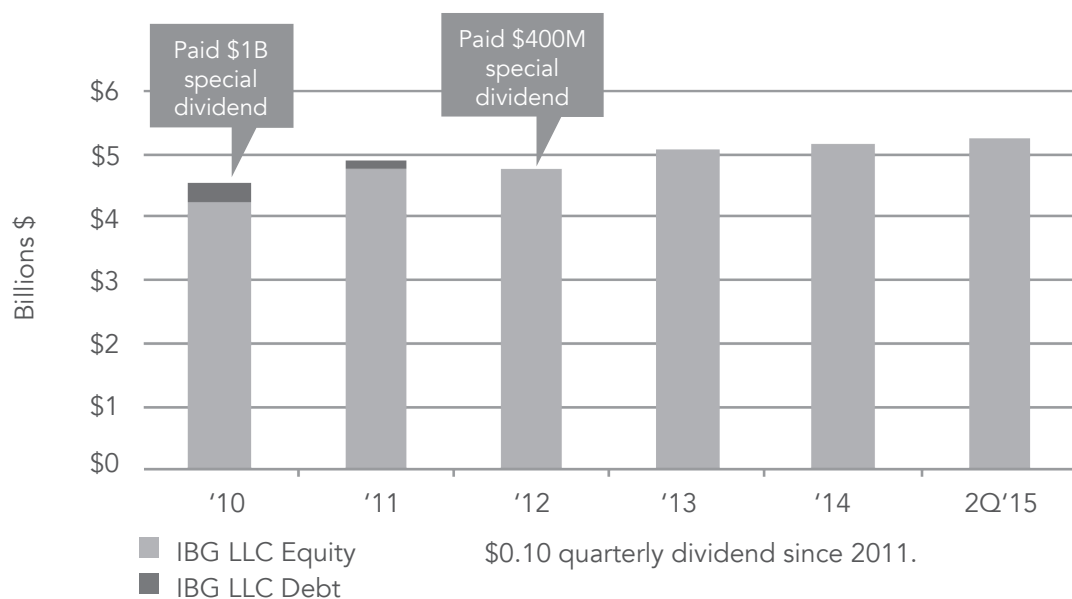
Our clients take comfort in the fact that they have selected a broker with a solid balance sheet, a long history of profitable earnings and sound risk management practices.

Over half of our equity capital is in excess of regulatory requirements.

Liquid Balance Sheet



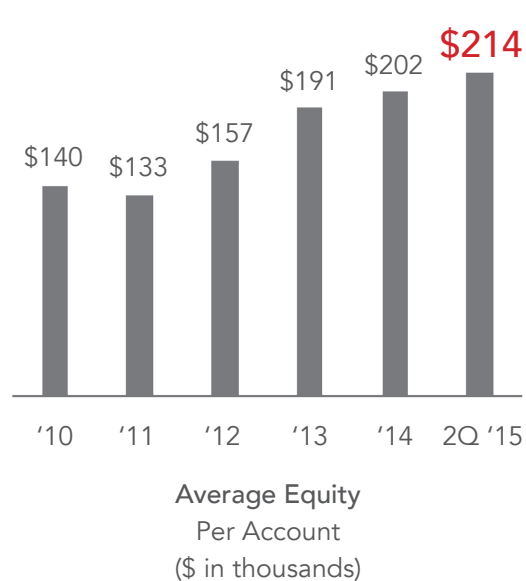
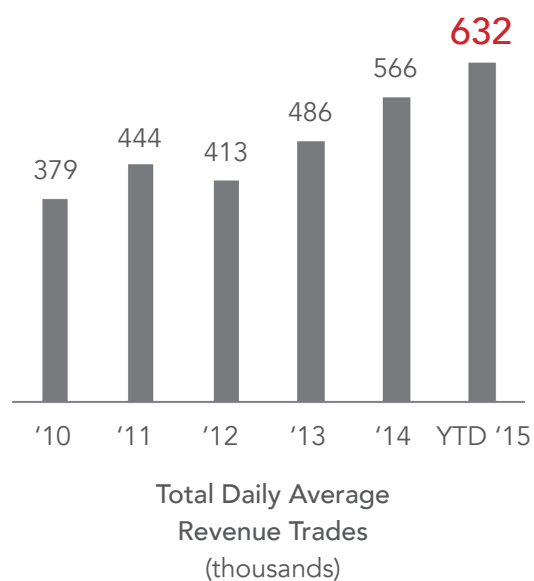
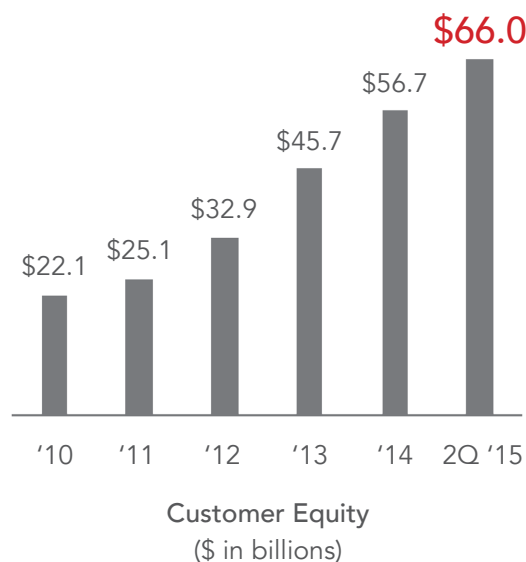
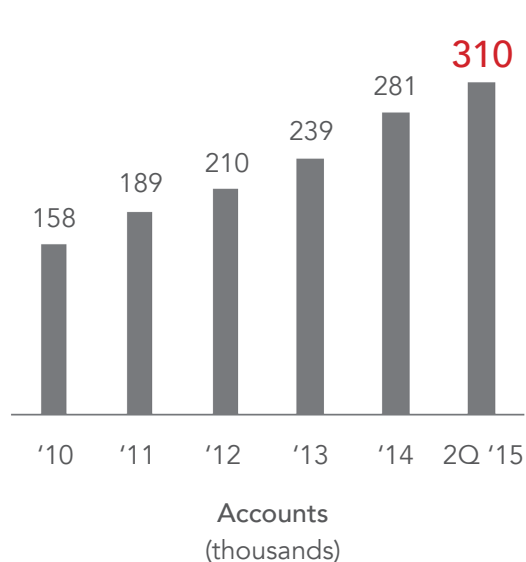
Low Financial Leverage



Industry Leading Growth

2015 marked another year of success for Interactive Brokers.

Our relentless pursuit to be the broker of choice for financial professionals worldwide is paying off. We continue to outpace our peers in these growth measures.



Our Investors' Marketplace

Come to Interactive Brokers Investors' Marketplace, a free online service where IB clients and a wide variety of service providers can connect with each other to do business on Interactive Brokers' platform.

The Investors' Marketplace allows participants to advertise their services to individual and institutional investors worldwide, and search for a wide variety of third-party service providers through a common hub. To advertise their services, third-party advisors, money managers, hedge funds and brokers must have an account at IB. Other third-parties, such as providers of compliance, legal and administrative services, can list without an IB trading account after completing a short application.

The table below shows the services offered to our individual and institutional clients by third parties available in the marketplace.

Investing	Research	Technology	Administration	Business Development
Advisors	Research	Software Vendors	Administrators	Advertising Firms
Hedge Funds	Education & Coaches	Programming Consultants	Auditing firms	Business Analysts
Money Managers	News Feeds		Compliance Firms	Careers
Brokers	Trading Publications		Legal Firms	Corporate Access Providers
			Tax Firms	

Thomas Peterffy, Founder, Chairman and CEO of Interactive Brokers, said of the recent launch,

"We believe that the Investors' Marketplace can make it easier for the investment community to find valuable service providers, and for our partner service providers to more efficiently reach individual and institutional investors worldwide."

Why is Interactive Brokers leading the industry in client account growth?

- We put our clients' interests first
- We offer the industry's lowest trading and financing costs
- Our robust trading technology has been designed with the professional trader in mind
- We have the most extensive product offering





Dear Fellow Shareholders:

It is time to reevaluate your investment in Interactive Brokers. Do you agree with where we see the global economy, our industry and our company going in the next few years? Does our vision and our ability to execute merit a smaller or greater investment in our shares?

As we said in our letter two years ago, automation has become the most prominent trend in our economy, prevailing in almost all industries. The evolution of competing automated platforms has resulted in efficiency; reduction of waste, time and labor; price compression and consolidation. It's been a cause for low inflation, unemployment and income inequality as wealth becomes concentrated in the hands of owners and highly skilled employees of fewer and fewer fast growing companies leading this trend. While we aren't happy with the social impact, the trend is a positive one for our clients.

This problem is not going to be solved by slowing or reversing the trend but rather by the evolution of new industries built upon it. Automating trading and brokerage is what we have been doing since the formation of our company in 1977¹. Automation enables us to provide our services at extremely low cost. We have been able to concentrate our development efforts on building software that navigates among a large number of trading venues with many different rules so as to always secure the probabilistically best execution price. The result is that in 2014 we executed over one trillion dollars' worth of trades for our clients at an ALL-IN trading cost of one basis point (one hundredth of one percent), including all commissions and fees and market impact relative to daily volume-weighted average prices ("VWAP")².

We are the first to automate the securities lending process. Just like with trades, our clients may view our rates and borrow stocks online. We have worked with our hedge fund clients to develop automated risk analytics that are now available to all of our clients to customize according to their needs at no charge. Comparable services charge tens and even hundreds of thousands of dollars. These are just a few of many new automated features we brought online this year. These innovations, and the growing regulatory demands on institutions to abide by their fiduciary duties and on investment banks to set aside increasing amounts of capital

for extending leverage to their customers, all put more wind in our sails for the year ahead.

Finally we are introducing the Interactive Brokers Investors' Marketplace™, where our clients may look for Financial Advisors who, in turn, can establish relationships with Money Managers or invest in Hedge Funds. Introducing Brokers, Robo Advisors, and Research and Service providers may market their services. As we perfect the Marketplace our customers will be able to satisfy their investment or financial services related needs, all from our platform.

The continuing positive response to our new initiatives, our rapidly growing customer base and, frankly, the many clients who walk up to me at Wall Street conferences and tell me that our platform is miles apart from anything else a professional investor could wish for, all fill me with great confidence for the years ahead.

Sincerely,

Thomas Peterffy
Chairman, Chief Executive Officer

[1] "Automate This", a book by Christopher Steiner, contains several amusing passages about our early years that you may find illuminating and entertaining.

[2] For additional information please see <https://www.interactivebrokers.com/MonthlyMetrics>.

Corporate Information

Officers and Directors

Thomas Peterffy

Chairman of the Board of Directors
and Chief Executive Officer

Earl H. Nemser

Vice Chairman and Director

Milan Galik

President and Director

Thomas A. Frank

Executive Vice President and
Chief Information Officer

Paul J. Brody

Chief Financial Officer, Treasurer,
Secretary and Director

Lawrence E. Harris

Lead Independent Director

Hans R. Stoll

Director

Wayne H. Wagner

Director

Richard Gates

Director

Corporate Headquarters

One Pickwick Plaza
Greenwich, CT 06830
(877) 442-2757

Independent Registered Public Accounting Firm

Deloitte & Touche LLP

Common Stock

Our stock is listed on the
NASDAQ Global Select Market
under the symbol "IBKR"

Corporate Website

www.interactivebrokers.com

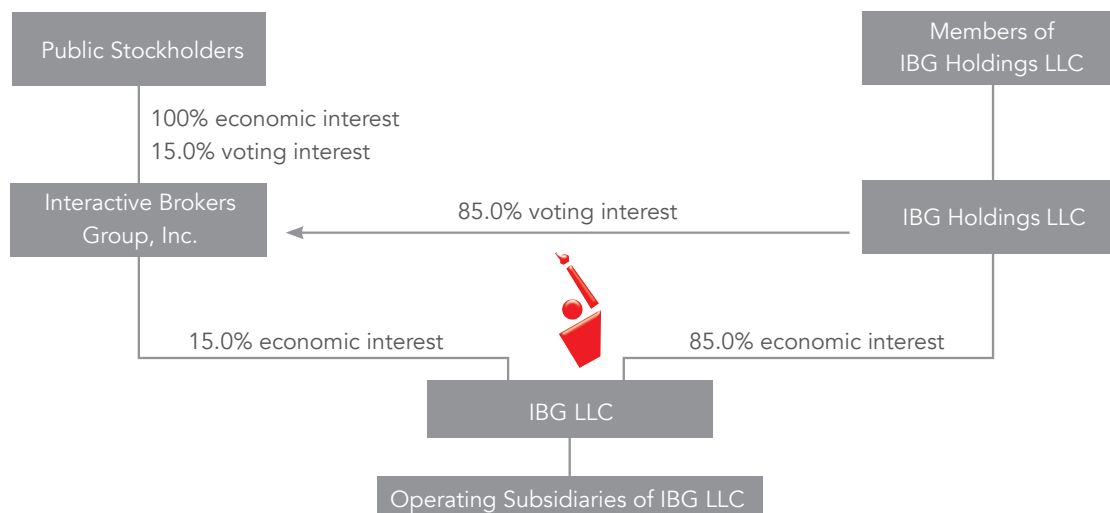
Media

media@ibkr.com
(203) 913-1369

Investor Relations

investor-relations@ibkr.com
(203) 618-4070

Organizational Structure*



*as of June 30, 2015



Sales Office Locations

Greenwich, CT
Chicago, IL
San Francisco, CA
Montreal, Canada

London, United Kingdom
Zug, Switzerland
Mumbai, India
Hong Kong
Tokyo, Japan
Sydney, Australia